

LUONTO



Flex





LUONTO

Flex

CUSTOMIZING

1. Choose combination.
2. Choose upholstery: Available with hundreds of upholstery materials and colors.
3. Choose details: Sitting comfort, contrast stitching, functions and extras.
4. Choose legs: Tens of wooden or metal legs.

FRAME CONSTRUCTION

Individually bench-made by Scandinavian craftsmen.
 Seat Frame constructed of select SOLID SPRUCE with finger joints and no-zag springs (at least four per seat).
 Back parts constructed with Mortise & Tenon design for extraordinary durability.
 Exterior sides and back fully padded.

WOOD



Natural Walnut Wenge

COMFORT

Soft, medium, hard

FUNCTIONS

Sleepers
Openable chaise and ottoman

LEGS

Leg models: 203/9 (metal) ; 115/10 (only with arm 2) ; 126/9 ; 104/9 ; 110/9 ; 102/9

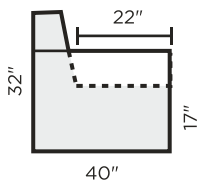
UPHOLSTERY

Leather, fabric, compination

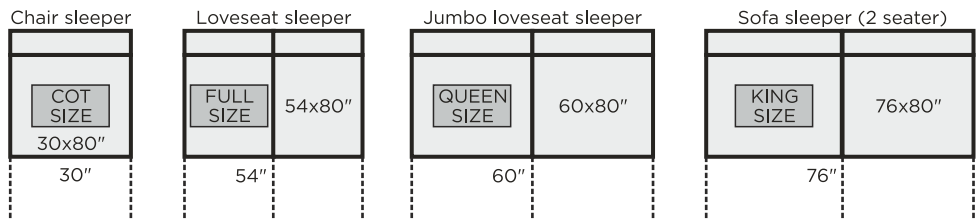
EXTRA

Bold stitching A (white) or B (black)
Mattress protector
USB Charger Kit

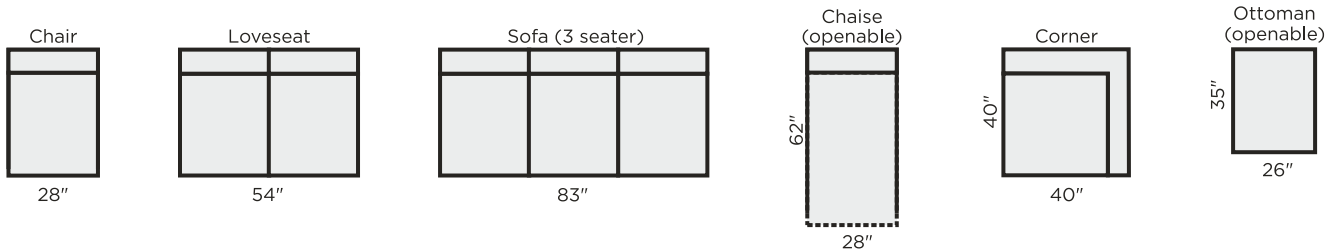
MEASURES



SLEEPER MODULES: Total depth when bed mechanism open: 85"



STATIONARY MODULES:



ARM OPTIONS:



All measures with 3,4" high legs
All measures +/- 1,2in